


# Step into the world of parchment craft and...



...discover Pergamano®





# What is Pergamano®?



Officially Pergamano® is the brand name of the manufacturer for parchment craft supplies. You can recognize the Pergamano® products by the world famous fan for the Pergamano® brand. In real life a lot of people use the word Pergamano®, when they actually mean parchment craft. Parchment craft is a fascinating and creative hobby that is based on working with translucent parchment paper. Thanks to the unique qualities of this paper, you can dry emboss, perforate and apply different colour media on it.

**By applying these techniques to the paper, it is possible to create:**

- Lovely cards
- Fantastic scrapbook pages
- Beautiful wall decorations
- Useful bookmarks
- Gift tags
- Gorgeous lampshades
- Boxes
- Realistic flowers
- Stunning lights
- Delicate invitations



**To prove that the only limit for Pergamano® is your own imagination, the following examples:**



# Wonderful, but how do I start?

Especially for those of you, who cannot wait to start with Pergamano® we developed a starter kit. In this kit you will find very clear instructions as well as everything you need to make your first projects.



Starter kit code: 71041 (\$ 27.50)  
6 sheets of parchment paper  
1 bottle of tinta ink white  
mapping pen  
embossing tool small ball  
perforating tool 1 needle  
blue crayon  
perforating/embossing pad  
7 patterns

**If you want to learn more about the basic techniques, we recommend the DVD: Pergamano®, the true passion!**

This DVD takes you step-by-step through the different techniques, that you can use on the parchment paper. Thanks to the clear instructions, you are able to start in less then 25 minutes.

DVD Pergamano® the true passion  
code: 98600 (\$ 19.99)



# Start with stencilling!

A perfect start is our new technique stencilling with pastels. We will explain it to you in only 8 steps:



1. Attach the numbered illustration to the back of the paper



2. Remove stencil no. 1 from the protective sheet



3. Place stencil on the paper, so that opening of stencil no 1 is positioned exactly on top of the numbered illustration



4. Apply the pastel crayon to the edges of the stencil



5. Moisten your finger on the perga sponge



6. Rub the colour from the edge into the opening of the stencil



7. Carefully remove the stencil from the paper

Repeat step 1 to 7 for the rest of the numbers on the numbered illustration.



We added a border on each stencil, which you can use for dry embossing. See how decorative this looks



# What do I need?

Parchment paper	code 61406	\$ 7.00
Stencil pastels basic colours	code 21460	\$ 11.00
Stencil pastels soft colours	code 21461	\$ 11.00
Perga sponge	code 21429	\$ 4.00
Embossing pad	code 31413	\$ 15.00
Embossing tool small ball	code 11011	\$ 4.99




and a stencil...


Stencils \$ 5.50 a piece




**TULIP**  
code 33301




**IRIS**  
code 33302



**BLOSSOM**  
code 33303




**ANEMONE**  
code 33304



**WATER LILY**  
code 33305




**BUTTERFLY**  
code 33306




**ROSE**  
code 33307



**CANDLE**  
code 33308



**BELLS**  
code 33309



**POINSETTIA**  
code 33310

# More about:



In the book 'Stencilling with pastels' (code 97361) you will find 21 samples of what you can do with stencilling.

**Also available:**  
You can read everything about the different techniques in our unique series of books "Parchment Craft the Techniques", volume 1 till 7.

Each volume contains a course that learns you step by step how to use the technique.

Besides useful information and tips, each volume contains several patterns, to practice what you have learned.




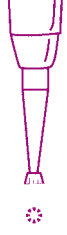




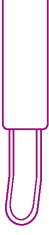




























Volume 1 till 7  
\$ 20.00  
a piece

- |  |            |
|--|------------|
| Volume 1 – Tracing, embossing, stippling   | code 97511 |
| Volume 2 – Perforating, cutting            | code 97521 |
| Volume 3 – Dorsing, Perga Colour exclusive | code 97531 |
| Volume 4 – Dabbing                         | code 97541 |
| Volume 5 – Perga liners                    | code 97551 |
| Volume 6 – Grids                           | code 97561 |
| Volume 7 – Painting                        | code 97571 |



# Already familiar with Pergamano®?

						
<b>EMBOSSING TOOL HOCKEY STICK</b> code 11001 \$ 7.99	<b>EMBOSSING TOOL SMALL BALL</b> code 11011 \$ 4.75	<b>EMBOSSING TOOL LARGE BALL</b> code 11021 \$ 4.75	<b>EMBOSSING TOOL STAR</b> code 11022 \$ 10.60	<b>EMBOSSING TOOL FINE STYLUS</b> code 11031 \$ 4.75	<b>EMBOSSING TOOL EXTRA SMALL BALL</b> code 11071 \$ 4.75	<b>EMBOSSING TOOL WHEEL</b> code 11090 \$ 10.60
						
<b>EMBOSSING TOOL EXTRA LARGE BALL</b> code 11099 \$ 4.75	<b>EMBOSSING TOOL SHADER</b> code 11005 \$ 6.50	<b>PERFORATING TOOL 1-NEEDLE</b> code 11041 \$ 5.50	<b>PERFORATING TOOL 4-NEEDLES</b> code 11051 \$ 6.60	<b>PERFORATING TOOL 2-NEEDLES</b> code 11061 \$ 6.60	<b>PERFORATING TOOL 3-NEEDLES</b> code 11081 \$ 6.60	<b>PERFORATING TOOL JEWEL</b> code 11091 \$ 10.60
						
<b>PERFORATING TOOL SEMI-CIRCLE</b> code 11109 \$ 10.60	<b>CROSS KNIFE</b> code 11110 \$ 10.60	<b>PERFORATING TOOL FLOWER</b> code 11111 \$ 10.60	<b>PERFORATING TOOL 5-NEEDLES</b> code 11112 \$ 10.60	<b>PERFORATING TOOL FOUR IN FOUR</b> Productcode 11113	<b>PERFORATING TOOL SEMI-SQUARE</b> code 11114 \$ 10.60	<b>PERFORATING TOOL DOUBLE FOUR</b> code 11115 \$ 10.60
						
<b>PERFORATING TOOL HEART-SHAPED</b> code 11116 \$ 10.60	<b>PERFORATING TOOL SEMI-STAR</b> code 11117 \$ 10.60	<b>PERFORATING TOOL STRAIGHT FOUR</b> code 11118 \$ 10.60	<b>PERFORATING TOOL CROSS-SHAPED</b> code 11119 \$ 10.60	<b>PERFORATING TOOL TRIANGLE</b> code 11120 \$ 10.60	<b>PERFORATING TOOL DIAMOND</b> code 11121 \$ 10.60	<b>PERFORATING TOOL FIVE IN CIRCLE</b> code 11123 \$ 10.60
						
<b>PERFORATING TOOL ARROW</b> code 11124 \$ 10.60	<b>PERFORATING TOOL 2-SPLIT</b> code 11125 \$ 6.60	<b>PERFORATING TOOL 4-SPLIT</b> code 11126 \$ 6.60	<b>PERFORATING TOOL WAVY</b> code 11127 \$ 10.60	<b>PERFORATING TOOL DROP</b> code 11128 \$ 10.60	<b>PERFORATING TOOL ANGLE</b> code 11130 \$ 10.60	<b>PERFORATING TOOL ALMOND</b> code 11131 \$ 10.60

# Basic needs

Parchment paper is one of the basic materials you need to start with parchment craft. Besides grey translucent parchment paper, Pergamano® also brings out various kinds of coloured parchment paper and vellum. Vellum is thinner than ordinary parchment paper and has different coloured prints.



ordinary parchment paper, size A4 (10 sheets)	code 61406	\$ 7.00
parchment paper rainbow pastel (10 sheets)	code 61484	\$ 9.50
parchment paper ice blue (5 sheets)	code 61590	\$ 6.50
parchment paper hydrangea purple (5 sheets)	code 61592	\$ 6.50
parchment paper fuchsia (5 sheets)	code 61585	\$ 6.50
vellum flower power pink (5 sheets)	code 62548	\$ 5.50
vellum mosaic red-orange (5 sheets)	code 62541	\$ 5.50

Have you successfully worked out the patterns from the starter kit? Magazine P1 en M40 are great sequels to practise the basic techniques. You will find simple but beautiful patterns which are a bit more complicated than the patterns of the starter kit.

M40	code 81950	\$ 10.50
P1	code 82151	\$ 10.50



**Special offer: Purchase \$ 100.00 of products (not including the DVD) and receive the DVD for free!**

**For more information about Pergamano® or ordering, please contact:**

Ecstasy Crafts Inc  
46725 US Rt 81

Alexandria Bay, NY 13607

Toll free ordering line 888-288-7131 • Fax 613-968-7876

[www.ecstasycrafts.com](http://www.ecstasycrafts.com) • [info@ecstasycrafts.com](mailto:info@ecstasycrafts.com) • [www.pergamano.com](http://www.pergamano.com)

All prices mentioned in the leaflet are recommended consumer prices

Visa and MasterCard are accepted • The shipping and handling cost per order is \$ 8.75